

MEASURE I LIVING DOCUMENT

CAPITAL SUMMARY




Planning & Facilities Department

As of 12/31/22 | Updated Quarterly

MEASURE I

SCHOOL SITES DIRECTORY





MEASURE I SCHOOL SITE DIRECTORY



CAMPUS NAME	ADDRESS	CITY	ZIP	PHONE	LINK
EXECUTIVE BOND SUMMARY					Master Plans
DISTRICT EDUCATIONAL CENTER	1400 E. Janss Rd.	Thousand Oaks	91362	(805) 497-9511	http://www.conejousd.org/
DISTRICT OPERATIONAL CENTER	750 Mitchell Rd.	Newbury Park	91320	(805) 498-4557	http://www.conejousd.org/
ACACIA MAGNET	55 W. Norman Ave.	Thousand Oaks	91360	(805) 495-5550	http://www.conejousd.org/acacia
ASPEN ELEMENTARY	1870 Oberlin Ave.	Thousand Oaks	91360	(805) 495-2810	http://www.conejousd.org/aspens
BANYAN ELEMENTARY	1120 Knollwood Dr.	Newbury Park	91320	(805) 498-6641	http://www.conejousd.org/banyan
CONEJO ELEMENTARY	280 N. Conejo School Rd.	Thousand Oaks	91362	(805) 495-7058	http://www.conejousd.org/conejo
CYPRESS ELEMENTARY	4200 Kimber Dr.	Newbury Park	91320	(805) 498-6683	http://www.conejousd.org/cypress
EARTHS MAGNET	2626 Michael Dr.	Newbury Park	91320	(805) 498-3686	http://www.conejousd.org/earths
GLENWOOD ELEMENTARY	1135 Windsor Dr.	Thousand Oaks	91360	(805) 495-2118	http://www.conejousd.org/glenwood
LADERA STARS ACADEMY	1211 Calle Almendro	Thousand Oaks	91360	(805) 492-3565	http://www.conejousd.org/ladera
LANG RANCH ELEMENTARY	2450 Whitechapel Pl.	Thousand Oaks	91362	(805) 241-4417	http://www.conejousd.org/lre
MADRONA ELEMENTARY	612 Camino Manzanas	Thousand Oaks	91360	(805) 498-6102	http://www.conejousd.org/madrona
MAPLE ELEMENTARY	3501 Kimber Dr.	Newbury Park	91320	(805) 498-6748	http://www.conejousd.org/maple
SYCAMORE CANYON	4601 Via Rio	Newbury Park	91320	(805) 498-1573	http://www.conejousd.org/sycamorecanyon
WALNUT ELEMENTARY	581 Dena Dr.	Newbury Park	91320	(805) 498-3608	http://www.conejousd.org/walnut
WEATHERSFIELD ELEMENTARY	3151 Darlington Dr.	Thousand Oaks	91360	(805) 492-3563	http://www.conejousd.org/weathersfield
WESTLAKE HILLS ELEMENTARY	3333 S. Medicine Bow Ct.	Westlake Village	91362	(805) 497-9339	http://www.conejousd.org/whe
WESTLAKE ELEMENTARY	1571 E. Potrero Rd.	Westlake Village	91361	(805) 374-2150	http://www.conejousd.org/wle
WILDWOOD ELEMENTARY	620 W. Velarde Dr.	Thousand Oaks	91360	(805) 492-3531	http://www.conejousd.org/wildwood
COLINA MIDDLE	1500 E. Hillcrest Dr.	Thousand Oaks	91362	(805) 495-7429	http://www.conejousd.org/colina
LOS CERRITOS MIDDLE	2100 E. Avenida de las Flores	Thousand Oaks	91362	(805) 492-3538	http://www.conejousd.org/loscerritos
REDWOOD MIDDLE	233 W. Gainsborough Rd.	Thousand Oaks	91360	(805) 497-7264	http://www.conejousd.org/redwood
SEQUOIA MIDDLE	2855 Borchard Rd.	Newbury Park	91320	(805) 498-3617	http://www.conejousd.org/sequoia
SYCAMORE CANYON	4601 Via Rio	Newbury Park	91320	(805) 498-1573	http://www.conejousd.org/sycamorecanyon
NEWBURY PARK HIGH	456 N. Reino Rd.	Newbury Park	91320	(805) 498-3676	http://dev.nphs.org
THOUSAND OAKS HIGH	2323 N. Moorpark Rd.	Thousand Oaks	91360	(805) 495-7491	http://www.conejousd.org/tohs
WESTLAKE HIGH	100 N. Lakeview Canyon Rd.	Westlake Village	91362	(805) 497-6711	http://www.conejousd.org/whs
CONEJO VALLEY HIGH	1402 E. Janss Rd.	Thousand Oaks	91362	(805) 498-6645	http://www.conejousd.org/cvhs
CENTURY ACADEMY	33 Greta St.	Thousand Oaks	91360	(805) 277-2140	http://www.conejousd.org/centuryacademy
HORIZON HILLS	33 Greta St.	Thousand Oaks	91360	(805) 492-8837	http://www.conejoadultschool.org/parenting/Parenthome.htm
CONEJO VALLEY ADULT ED - WAVERLY	1025 Old Farm Rd.	Thousand Oaks	91360	(805) 497-2761	http://www.conejoadultschool.org
UNIVERSITY EARLY CHILDHOOD CENTER	2801 Atlas Ave.	Thousand Oaks	91360	(805) 492-3567	http://www.wonderpreschool.com
MEADOWS - MATES CHARTER	2000 La Granada Dr.	Thousand Oaks	91362	(805) 495-7037	
PARK OAKS - BRIDGES CHARTER	1335 Calle Bouganvilla	Thousand Oaks	91360	(805) 492-3569	
TRIUNFO - CARDEN CONEJO	975 Evenstar Ave.	Westlake Village	91361	(805) 497-7005	

MEASURE I

COMPLETE EXPENDITURES
SUMMARY BY SITE





MEASURE I



TOTAL BOND EXPENDITURE SUMMARY
CAPITAL MODERNIZATION AND TECHNOLOGY ENDOWMENT

ALL SITES (A - Z): THRU 12/31/22

SITE NAME	BOND ALLOCATION	CURRENTLY ENCUMBERED	TOTAL EXPENDITURES	REMAINING BOND ALLOCATION
ACACIA MAGNET				
CAPITAL	2,600,000	1,428.57	1,095,954	1,502,618
TECHNOLOGY	680,144	-	267,460	412,684
ACACIA MAGNET	3,280,144	1,428.57	1,363,413	1,915,302
ASPEN ELEMENTARY				
CAPITAL	2,600,000	53,443.22	1,213,754	1,332,803
TECHNOLOGY	766,625	1,950.00	286,182	478,493
ASPEN ELEMENTARY	3,366,625	55,393.22	1,499,937	1,811,295
BANYAN ELEMENTARY				
CAPITAL	2,600,000	45,407.07	868,409	1,686,184
TECHNOLOGY	893,717	2,800.00	333,728	557,189
BANYAN ELEMENTARY	3,493,717	48,207.07	1,202,137	2,243,373
CENTURY ACADEMY				
CAPITAL	1,000,000	-	1,000,000	0
TECHNOLOGY	262,000	767.51	128,711	132,521
CENTURY ACADEMY	1,262,000	767.51	1,128,711	132,521
COLINA MIDDLE				
CAPITAL	7,500,000	206,908.90	1,580,962	5,712,129
TECHNOLOGY	2,017,670	2,100.00	730,232	1,285,339
COLINA MIDDLE	9,517,670	209,008.90	2,311,193	6,997,468
CONEJO ELEMENTARY				
CAPITAL	2,600,000	34,125.64	2,564,057	1,818
TECHNOLOGY	735,778	-	257,070	478,708
CONEJO ELEMENTARY	3,335,778	34,125.64	2,821,127	480,525
CONEJO VALLEY HIGH				
CAPITAL	2,000,000	3,460.00	1,449,166	547,374
TECHNOLOGY	250,000	1,535.02	86,200	162,265
CONEJO VALLEY HIGH	2,250,000	4,995.02	1,535,366	709,639
CYPRESS ELEMENTARY				
CAPITAL	2,600,000	43,813.57	1,382,373	1,173,814
TECHNOLOGY	701,925	700.00	248,533	452,692
CYPRESS ELEMENTARY	3,301,925	44,513.57	1,630,905	1,626,506
EARTHS MAGNET				
CAPITAL	2,600,000	114,806.07	1,750,329	734,865
TECHNOLOGY	1,077,445	3,070.05	408,618	665,757
EARTHS MAGNET	3,677,445	117,876.12	2,158,948	1,400,621
GLENWOOD ELEMENTARY				
CAPITAL	2,600,000	231,173.45	1,249,125	1,119,702
TECHNOLOGY	696,237	753.63	241,884	453,600
GLENWOOD ELEMENTARY	3,296,237	231,927.08	1,491,008	1,573,302



MEASURE I



TOTAL BOND EXPENDITURE SUMMARY
CAPITAL MODERNIZATION AND TECHNOLOGY ENDOWMENT

ALL SITES (A - Z): THRU 12/31/22

SITE NAME	BOND ALLOCATION	CURRENTLY ENCUMBERED	TOTAL EXPENDITURES	REMAINING BOND ALLOCATION
HORIZON HILLS				
CAPITAL	2,600,000	70,763.33	2,525,506	3,730
TECHNOLOGY	-	-	-	-
HORIZON HILLS	2,600,000	70,763.33	2,525,506	3,730
LADERA STARS ACADEMY				
CAPITAL	2,600,000	117,976.13	1,632,784	849,240
TECHNOLOGY	599,765	1,535.02	241,527	356,703
LADERA STARS ACADEMY	3,199,765	119,511.15	1,874,311	1,205,942
LANG RANCH ELEMENTARY				
CAPITAL	1,300,000	2,945.00	646,024	651,031
TECHNOLOGY	1,260,456	-	502,170	758,286
LANG RANCH ELEMENTARY	2,560,456	2,945.00	1,148,194	1,409,317
LOS CERRITOS MIDDLE				
CAPITAL	7,500,000	126,446.27	7,370,444	3,110
TECHNOLOGY	1,865,513	5,908.88	699,249	1,160,355
LOS CERRITOS MIDDLE	9,365,513	132,355.15	8,069,693	1,163,465
MADRONA ELEMENTARY				
CAPITAL	2,600,000	53,328.57	1,515,679	1,030,992
TECHNOLOGY	887,485	13,600.13	316,433	557,452
MADRONA ELEMENTARY	3,487,485	66,928.70	1,832,112	1,588,444
MAPLE ELEMENTARY				
CAPITAL	2,600,000	99,447.15	1,460,405	1,040,148
TECHNOLOGY	633,524	-	222,879	410,645
MAPLE ELEMENTARY	3,233,524	99,447.15	1,683,285	1,450,792
MEADOWS SITE				
CAPITAL	1,300,000	-	1,133,342	166,658
TECHNOLOGY	-	-	-	-
MEADOWS SITE	1,300,000	-	1,133,342	166,658
NEWBURY PARK HIGH				
CAPITAL	18,500,000	204,932.11	7,592,613	10,702,455
TECHNOLOGY	4,918,058	22,105.07	1,837,462	3,058,491
NEWBURY PARK HIGH	23,418,058	227,037.18	9,430,075	13,760,946
PARK OAKS SITE				
CAPITAL	1,300,000	23,950.00	462,753	813,297
TECHNOLOGY	-	-	-	-
PARK OAKS SITE	1,300,000	23,950.00	462,753	813,297
REDWOOD MIDDLE				
CAPITAL	7,500,000	186,236.73	2,758,039	4,555,724
TECHNOLOGY	1,769,826	1,535.02	632,738	1,135,553
REDWOOD MIDDLE	9,269,826	187,771.75	3,390,777	5,691,277



MEASURE I



TOTAL BOND EXPENDITURE SUMMARY
CAPITAL MODERNIZATION AND TECHNOLOGY ENDOWMENT

ALL SITES (A - Z): THRU 12/31/22

SITE NAME	BOND ALLOCATION	CURRENTLY ENCUMBERED	TOTAL EXPENDITURES	REMAINING BOND ALLOCATION
SEQUOIA MIDDLE				
CAPITAL	7,500,000	846,239.19	6,346,962	306,799
TECHNOLOGY	2,233,036	6,435.02	783,341	1,443,260
SEQUOIA MIDDLE	9,733,036	852,674.21	7,130,304	1,750,058
SPECIAL EDUCATION				
CAPITAL	-	-	-	-
TECHNOLOGY	61,371	-	60,881	490
SPECIAL EDUCATION	61,371	-	60,881	490
SYCAMORE CANYON				
CAPITAL	1,300,000	97,025.57	977,728	225,246
TECHNOLOGY	2,403,063	6,346.70	916,950	1,479,766
SYCAMORE CANYON	3,703,063	103,372.27	1,894,678	1,705,013
THOUSAND OAKS HIGH				
CAPITAL	18,500,000	873,569.88	15,898,358	1,728,072
TECHNOLOGY	4,504,367	2,332.71	1,620,586	2,881,448
THOUSAND OAKS HIGH	23,004,367	875,902.59	17,518,944	4,609,521
TRIUNFO SITE				
CAPITAL	2,500,000	-	367,782	2,132,218
TECHNOLOGY	-	-	-	-
TRIUNFO SITE	2,500,000	-	367,782	2,132,218
UNIVERSITY EARLY CHILDHOOD CENTER				
CAPITAL	1,600,000	27,034.86	663,272	909,693
TECHNOLOGY	-	-	-	-
UNIVERSITY EARLY CHILDHOOD CENTER	1,600,000	27,034.86	663,272	909,693
WALNUT ELEMENTARY				
CAPITAL	2,600,000	8,499.57	1,252,954	1,338,546
TECHNOLOGY	680,037	-	245,752	434,285
WALNUT ELEMENTARY	3,280,037	8,499.57	1,498,707	1,772,831
WAVERLY - CONEJO VALLEY ADULT ED				
CAPITAL	2,600,000	27,287.77	409,554	2,163,159
TECHNOLOGY	-	-	-	-
WAVERLY - CONEJO VALLEY ADULT ED	2,600,000	27,287.77	409,554	2,163,159
WEATHERSFIELD ELEMENTARY				
CAPITAL	2,600,000	204,447.44	1,395,237	1,000,316
TECHNOLOGY	701,150	-	270,219	430,931
WEATHERSFIELD ELEMENTARY	3,301,150	204,447.44	1,665,456	1,431,247
WESTLAKE ELEMENTARY				
CAPITAL	2,600,000	301,695.15	965,929	1,332,376
TECHNOLOGY	1,079,586	2,302.54	404,515	672,768
WESTLAKE ELEMENTARY	3,679,586	303,997.69	1,370,444	2,005,144



MEASURE I



TOTAL BOND EXPENDITURE SUMMARY
CAPITAL MODERNIZATION AND TECHNOLOGY ENDOWMENT


ALL SITES (A - Z): THRU 12/31/22

SITE NAME	BOND ALLOCATION	CURRENTLY ENCUMBERED	TOTAL EXPENDITURES	REMAINING BOND ALLOCATION
WESTLAKE HIGH				
CAPITAL	15,367,782	-	19,361,793	(3,994,011)
TECHNOLOGY	4,576,709	8,977.15	1,714,746	2,852,986
WESTLAKE HIGH	19,944,491	8,977.15	21,076,539	(1,141,025)
WESTLAKE HILLS ELEMENTARY				
CAPITAL	2,600,000	155,919.11	1,411,690	1,032,390
TECHNOLOGY	967,268	4,939.23	361,003	601,326
WESTLAKE HILLS ELEMENTARY	3,567,268	160,858.34	1,772,694	1,633,716
WILDWOOD ELEMENTARY				
CAPITAL	2,600,000	11,693.57	1,762,854	825,453
TECHNOLOGY	814,569	700.00	316,513	497,356
WILDWOOD ELEMENTARY	3,414,569	12,393.57	2,079,366	1,322,809
TECHNOLOGY SERVICES	2,000,000	385,302.49	882,263	732,435
PROGRAM MANAGEMENT				
CAPITAL	-	17,720.71	4,152,971	
TECHNOLOGY	10,962,676	3,078.00	4,419,189	6,540,409
PROGRAM MANAGEMENT	10,962,676	20,798.71	8,572,160	2,369,717
CAPITAL CONTINGENCY	5,270,426	-	-	5,270,426
TOTAL CAPITAL	144,138,207	4,191,724.60	92,065,831	47,880,652
TOTAL TECHNOLOGY	51,000,000	478,774.17	19,437,034	31,084,191
TOTAL MEASURE I BOND	195,138,207	4,670,498.77	111,502,865	78,964,843

MEASURE I

COMPLETE EXPENDITURES
DETAILS BY SITE





MEASURE I

TOTAL BOND EXPENDITURE SUMMARY
CAPITAL MODERNIZATION AND TECHNOLOGY ENDOWMENT



ALL SITES (A - Z): THRU 12/31/22

SITE NAME	BOND ALLOCATION	CURRENTLY ENCUMBERED	TOTAL EXPENDITURES	REMAINING BOND ALLOCATION
ACACIA MAGNET				
CAPITAL				
ITNI ITEQ Technology Equipment Upgrades		-	69,951	
ITNI ITIN Technology Infrastructure		-	235,029	
MMR OFCA Facility Condition Assessment - School Dude		-	5,516	
MMR B00S DSA Closeout and Certification		-	2,177	
MMR I00A Modernization General Professional Services		-	18,208	
MMR I00B Asphalt		-	5,859	
MMR IKEQ Kitchen Upgrade		-	8,066	
MMR I01A Concrete		-	19,300	
MMR I01B Modernization		-	666,274	
SS I01C Safety & Security		1,428.57	4,584	
MMR I01D Plumbing / Irrigation		-	18,756	
MMR I01E Flooring		-	11,276	
PM 0000 Program Management		-	30,958	
CAPITAL	2,600,000	1,428.57	1,095,954	1,502,618
TECHNOLOGY				
A Computers		-	63,266	
B Tablets / Laptops		-	132,937	
C Audio Visual		-	41,198	
D Printers / Accessories		-	6,911	
E Software		-	-	
F Installation Services		-	14,128	
G Charging Stations		-	8,877	
H Miscellaneous		-	-	
I Electrical Engineering		-	-	
J Gen/Civil Engineering		-	-	
K Robotics		-	-	
L Science Equipment		-	-	
M Accessories		-	143	
TECHNOLOGY	680,144	-	267,460	412,684
ACACIA MAGNET	3,280,144	1,428.57	1,363,413	1,915,302



MEASURE I



TOTAL BOND EXPENDITURE SUMMARY
CAPITAL MODERNIZATION AND TECHNOLOGY ENDOWMENT

ALL SITES (A - Z): THRU 12/31/22

SITE NAME	BOND ALLOCATION	CURRENTLY ENCUMBERED	TOTAL EXPENDITURES	REMAINING BOND ALLOCATION
ASPEN ELEMENTARY				
CAPITAL				
MMR OCEJ Energy Prop 39		-	45,527	
MMR OFCA Facility Condition Assessment - School Dude		-	5,516	
MMR B00S DSA Closeout and Certification		-	23	
MMR I00A Modernization General Professional Services		-	18,208	
MMR IKEQ Kitchen Upgrade		-	11,438	
ITNI ITEQ Technology Equipment Upgrades		-	61,237	
ITNI ITIN Technology Infrastructure		-	169,477	
MMR I02A Asphalt		-	14,627	
MMR I02B Flooring		-	18,422	
MMR I02C Modernization		24,600.00	25,092	
MMR I02E HVAC		-	180,894	
SS I02F Safety & Security		28,843.22	111,577	
MMR I02G Playground Equipment/ADA		-	463,891	
MMR I02H Roofing		-	22,800	
PM 0000 Program Management		-	65,026	
CAPITAL	2,600,000	53,443.22	1,213,754	1,332,803
TECHNOLOGY				
A Computers		-	48,604	
B Tablets / Laptops		-	133,520	
C Audio Visual		-	74,800	
D Printers / Accessories		-	6,522	
E Software		-	-	
F Installation Services		1,950.00	8,447	
G Charging Stations		-	13,916	
H Miscellaneous		-	-	
I Electrical Engineering		-	-	
J Gen/Civil Engineering		-	-	
K Robotics		-	-	
L Science Equipment		-	-	
M Accessories		-	373	
TECHNOLOGY	766,625	1,950.00	286,182	478,493
ASPEN ELEMENTARY	3,366,625	55,393.22	1,499,937	1,811,295



MEASURE I

TOTAL BOND EXPENDITURE SUMMARY
CAPITAL MODERNIZATION AND TECHNOLOGY ENDOWMENT



ALL SITES (A - Z): THRU 12/31/22

SITE NAME	BOND ALLOCATION	CURRENTLY ENCUMBERED	TOTAL EXPENDITURES	REMAINING BOND ALLOCATION
BANYAN ELEMENTARY				
CAPITAL				
MMR 0FCA Facility Condition Assessment - School Dude		-	5,516	
MMR B00S DSA Closeout and Certification		-	500	
MMR I00A Modernization General Professional Services		-	18,208	
MMR I00B Parking Lot Striping		-	809	
MMR IKEQ Kitchen Upgrade		-	17,276	
ITNI ITEQ Technology Equipment Upgrades		-	69,129	
ITNI ITIN Technology Infrastructure		-	155,497	
MMR I03A Flooring		-	156,752	
MMR I03B Asphalt		-	33,278	
MMR I03C Modernization		42,313.50	170,040	
MMR I03D Flooring DUPLICATE: USE I03A		-	19,017	
SS I03E Safety & Security		1,428.57	22,561	
SS I03F Plumbing / Irrigation		-	-	
SS I03G HVAC		-	-	
SS I03H Playground Equipment/ADA		-	124,993	
MMR I03I Kiln Enclosure		1,665.00	32,420	
PM 0000 Program Management		-	42,412	
CAPITAL	2,600,000	45,407.07	868,409	1,686,184
TECHNOLOGY				
A Computers		-	35,308	
B Tablets / Laptops		-	201,100	
C Audio Visual		-	43,680	
D Printers / Accessories		-	8,146	
E Software		-	-	
F Installation Services		2,800.00	17,240	
G Charging Stations		-	27,523	
H Miscellaneous		-	37	
I Electrical Engineering		-	-	
J Gen/Civil Engineering		-	-	
K Robotics		-	-	
L Science Equipment		-	-	
M Accessories		-	693	
TECHNOLOGY	893,717	2,800.00	333,728	557,189
BANYAN ELEMENTARY	3,493,717	48,207.07	1,202,137	2,243,373



MEASURE I

**TOTAL BOND EXPENDITURE SUMMARY
CAPITAL MODERNIZATION AND TECHNOLOGY ENDOWMENT**



ALL SITES (A - Z): THRU 12/31/22

SITE NAME	BOND ALLOCATION	CURRENTLY ENCUMBERED	TOTAL EXPENDITURES	REMAINING BOND ALLOCATION
CENTURY ACADEMY				
CAPITAL				
MMR 0000	Transfer to 213 Technology	-	24,470	
ITNI ITEQ	Technology Equipment Upgrades	-	12,514	
ITNI I24A	Technology Infrastructure: Not part of ITIN	-	660	
MMR I24B	Modernization	-	903,987	
PM 0000	Program Management	-	58,369	
CAPITAL		1,000,000	-	1,000,000
TECHNOLOGY				
A	Computers	-	3,832	
B	Tablets / Laptops	767.51	97,999	
C	Audio Visual	-	17,267	
D	Printers / Accessories	-	6,569	
E	Software	-	-	
F	Installation Services	-	-	
G	Charging Stations	-	2,457	
H	Miscellaneous	-	-	
I	Electrical Engineering	-	-	
J	Gen/Civil Engineering	-	-	
K	Robotics	-	-	
L	Science Equipment	-	323	
M	Accessories	-	264	
TECHNOLOGY		262,000	767.51	128,711
CENTURY ACADEMY		1,262,000	767.51	1,128,711




MEASURE I



TOTAL BOND EXPENDITURE SUMMARY
CAPITAL MODERNIZATION AND TECHNOLOGY ENDOWMENT

ALL SITES (A - Z): THRU 12/31/22

SITE NAME	BOND ALLOCATION	CURRENTLY ENCUMBERED	TOTAL EXPENDITURES	REMAINING BOND ALLOCATION
COLINA MIDDLE				
CAPITAL				
MMR OFCA Facility Condition Assessment - School Dude		-	5,516	
MMR B00S DSA Closeout and Certification		-	84,196	
MMR I00A Modernization General Professional Services		-	21,498	
MMR I00B Parking Lot Striping		-	2,159	
MMR IKEQ Kitchen Upgrade		-	37,202	
ITNI ITEQ Technology Equipment Upgrades		-	84,464	
MMR I04A HVAC		-	55,854	
MMR I04B Flooring		-	110,781	
MMR I04C Roofing		-	3,238	
MMR I04D Locker Room Facilities - Renovation and Upgrade		-	79,392	
MMR I04E Asphalt		-	12,850	
SS I04F Safety & Security		-	7,227	
MMR I04G Modernization		206,908.90	954,237	
MMR I04H Flooring Gym USE I04B		-	30,580	
SS I04I Modular Removal		-	12,655	
PM 0000 Program Management		-	79,113	
CAPITAL	7,500,000	206,908.90	1,580,962	5,712,129
TECHNOLOGY				
A Computers		-	154,001	
B Tablets / Laptops		-	460,804	
C Audio Visual		-	54,926	
D Printers / Accessories		-	14,590	
E Software		-	4,985	
F Installation Services		2,100.00	1,059	
G Charging Stations		-	38,257	
H Miscellaneous		-	1,336	
I Electrical Engineering		-	-	
J Gen/Civil Engineering		-	-	
K Robotics		-	-	
L Science Equipment		-	-	
M Accessories		-	273	
TECHNOLOGY	2,017,670	2,100.00	730,232	1,285,339
COLINA MIDDLE	9,517,670	209,008.90	2,311,193	6,997,468



MEASURE I



TOTAL BOND EXPENDITURE SUMMARY
CAPITAL MODERNIZATION AND TECHNOLOGY ENDOWMENT

ALL SITES (A - Z): THRU 12/31/22

SITE NAME	BOND ALLOCATION	CURRENTLY ENCUMBERED	TOTAL EXPENDITURES	REMAINING BOND ALLOCATION
CONEJO ELEMENTARY				
CAPITAL				
MMR 0FCA Facility Condition Assessment - School Dude		-	5,516	
MMR B00S DSA Closeout and Certification		-	16,503	
MMR I00A Modernization General Professional Services		-	19,513	
MMR I00B Parking Lot Striping		-	909	
MMR IKEQ Kitchen Upgrade		-	8,515	
ITNI ITEQ Technology Equipment Upgrades		-	50,068	
ITNI ITIN Technology Infrastructure		-	251,578	
SS I05A Safety & Security		3,328.57	71,227	
MMR I05B Asphalt		-	46,795	
MMR I05C Flooring		-	172,496	
SS I05D NFL Building Demo		-	21,408	
MMR I05E Modernization		30,797.07	1,451,125	
MMR I05H Playground Equipment/ADA		-	356,176	
PM 0000 Program Management		-	92,228	
CAPITAL	2,600,000	34,125.64	2,564,057	1,818
TECHNOLOGY				
A Computers		-	33,277	
B Tablets / Laptops		-	180,196	
C Audio Visual		-	32,654	
D Printers / Accessories		-	2,559	
E Software		-	-	
F Installation Services		-	-	
G Charging Stations		-	7,216	
H Miscellaneous		-	217	
I Electrical Engineering		-	-	
J Gen/Civil Engineering		-	-	
K Robotics		-	-	
L Science Equipment		-	-	
M Accessories		-	951	
TECHNOLOGY	735,778	-	257,070	478,708
CONEJO ELEMENTARY	3,335,778	34,125.64	2,821,127	480,525



MEASURE I



TOTAL BOND EXPENDITURE SUMMARY
CAPITAL MODERNIZATION AND TECHNOLOGY ENDOWMENT

ALL SITES (A - Z): THRU 12/31/22

SITE NAME	BOND ALLOCATION	CURRENTLY ENCUMBERED	TOTAL EXPENDITURES	REMAINING BOND ALLOCATION
CONEJO VALLEY HIGH				
CAPITAL				
MMR 0FCA Facility Condition Assessment - School Dude		-	5,516	
MMR B00S DSA Closeout and Certification		-	7,621	
MMR I00A Modernization General Professional Services		-	20,108	
MMR I00G Modernization DO		-	5,086	
MMR IKEQ Kitchen Upgrade		-	2,371	
ITNI ITEQ Technology Equipment Upgrades		-	4,290	
MMR I06A Relocation		-	1,263,332	
MMR I06B Site Improvements		3,460.00	97,354	
PM 0000 Program Management		-	43,488	
CAPITAL	2,000,000	3,460.00	1,449,166	547,374
TECHNOLOGY				
A Computers		-	20,972	
B Tablets / Laptops		1,535.02	55,278	
C Audio Visual		-	1,327	
D Printers / Accessories		-	4,234	
E Software		-	-	
F Installation Services		-	723	
G Charging Stations		-	3,540	
H Miscellaneous		-	-	
I Electrical Engineering		-	-	
J Gen/Civil Engineering		-	-	
K Robotics		-	-	
L Science Equipment		-	-	
M Accessories		-	124	
TECHNOLOGY	250,000	1,535.02	86,200	162,265
CONEJO VALLEY HIGH	2,250,000	4,995.02	1,535,366	709,639




MEASURE I

TOTAL BOND EXPENDITURE SUMMARY
CAPITAL MODERNIZATION AND TECHNOLOGY ENDOWMENT



ALL SITES (A - Z): THRU 12/31/22

SITE NAME	BOND ALLOCATION	CURRENTLY ENCUMBERED	TOTAL EXPENDITURES	REMAINING BOND ALLOCATION
CYPRESS ELEMENTARY				
CAPITAL				
MMR 0FCA Facility Condition Assessment - School Dude		-	5,516	
MMR B00S DSA Closeout and Certification		-	48	
MMR I00A Modernization General Professional Services		-	18,208	
MMR I00B Parking Lot Striping		-	809	
MMR IKEQ Kitchen Upgrade		-	3,111	
ITNI ITEQ Technology Equipment Upgrades		-	73,062	
ITNI ITIN Technology Infrastructure		-	217,842	
MMR I07A Asphalt		-	13,778	
MMR I07B Modernization		42,385.00	106,575	
MMR I07C Roofing		-	439,195	
SS I07E Modular Removal		-	16,785	
MMR I07F HVAC		-	372,656	
MMR I07G Plumbing / Irrigation		-	32,135	
SS I07H Safety & Security		1,428.57	32,219	
PM 0000 Program Management		-	50,434	
CAPITAL	2,600,000	43,813.57	1,382,373	1,173,814
TECHNOLOGY				
A Computers		-	48,301	
B Tablets / Laptops		-	129,364	
C Audio Visual		-	37,007	
D Printers / Accessories		-	3,517	
E Software		-	-	
F Installation Services		700.00	12,088	
G Charging Stations		-	15,607	
H Miscellaneous		-	1,095	
I Electrical Engineering		-	-	
J Gen/Civil Engineering		-	-	
K Robotics		-	-	
L Science Equipment		-	-	
M Accessories		-	1,555	
TECHNOLOGY	701,925	700.00	248,533	452,692
CYPRESS ELEMENTARY	3,301,925	44,513.57	1,630,905	1,626,506



MEASURE I

TOTAL BOND EXPENDITURE SUMMARY
CAPITAL MODERNIZATION AND TECHNOLOGY ENDOWMENT



ALL SITES (A - Z): THRU 12/31/22

SITE NAME	BOND ALLOCATION	CURRENTLY ENCUMBERED	TOTAL EXPENDITURES	REMAINING BOND ALLOCATION
EARTHS MAGNET				
CAPITAL				
MMR 0FCA Facility Condition Assessment - School Dude		-	5,516	
MMR I00A Modernization General Professional Services		-	20,108	
MMR I00B Parking Lot Striping		-	1,559	
MMR IKEQ Kitchen Upgrade		-	14,107	
ITNI ITEQ Technology Equipment Upgrades		-	85,204	
ITNI ITIN Technology Infrastructure		-	92,439	
MMR I13A Roofing		-	9,663	
MMR I13B Asphalt		-	7,230	
MMR I13C Modernization		113,377.50	1,136,711	
MMR I13D Plumbing / Irrigation		-	25,787	
MMR I13F Flooring		-	19,498	
SS I13H Safety & Security		1,428.57	11,404	
MMR I13I New Classroom Building		-	222,710	
PM 0000 Program Management		-	98,393	
CAPITAL	2,600,000	114,806.07	1,750,329	734,865
TECHNOLOGY				
A Computers		-	37,801	
B Tablets / Laptops		3,070.05	273,550	
C Audio Visual		-	39,021	
D Printers / Accessories		-	18,083	
E Software		-	6,055	
F Installation Services		-	20,596	
G Charging Stations		-	12,446	
H Miscellaneous		-	37	
I Electrical Engineering		-	-	
J Gen/Civil Engineering		-	-	
K Robotics		-	-	
L Science Equipment		-	-	
M Accessories		-	1,029	
TECHNOLOGY	1,077,445	3,070.05	408,618	665,757
EARTHS MAGNET	3,677,445	117,876.12	2,158,948	1,400,621



MEASURE I



TOTAL BOND EXPENDITURE SUMMARY
CAPITAL MODERNIZATION AND TECHNOLOGY ENDOWMENT

ALL SITES (A - Z): THRU 12/31/22

SITE NAME	BOND ALLOCATION	CURRENTLY ENCUMBERED	TOTAL EXPENDITURES	REMAINING BOND ALLOCATION
GLENWOOD ELEMENTARY				
CAPITAL				
MMR 0FCA Facility Condition Assessment - School Dude		-	5,516	
MMR B00S DSA Closeout and Certification		-	1,318	
MMR I00A Modernization General Professional Services		-	18,208	
MMR I00B Parking Lot Striping		-	1,559	
MMR IKEQ Kitchen Upgrade		-	27,461	
ITNI ITEQ Technology Equipment Upgrades		-	42,679	
ITNI ITIN Technology Infrastructure		-	201,447	
MMR I08A Flooring		-	18,739	
MMR I08B Electronic Marquee		-	5,000	
MMR I08C Site Improvements		-	4,900	
MMR I08D Asphalt		-	21,791	
MMR I08E Modernization		-	529,507	
MMR I08F Classroom Renovations		-	55,597	
SS I08G Safety & Security		-	50,825	
MMR I08H Playground Equipment/ADA		231,173.45	231,173	
PM 0000 Program Management		-	33,405	
CAPITAL	2,600,000	231,173.45	1,249,125	1,119,702
TECHNOLOGY				
A Computers		-	95,678	
B Tablets / Laptops		-	104,418	
C Audio Visual		-	28,960	
D Printers / Accessories		-	609	
E Software		-	-	
F Installation Services		753.63	5,235	
G Charging Stations		-	6,857	
H Miscellaneous		-	67	
I Electrical Engineering		-	-	
J Gen/Civil Engineering		-	-	
K Robotics		-	-	
L Science Equipment		-	-	
M Accessories		-	59	
TECHNOLOGY	696,237	753.63	241,884	453,600
GLENWOOD ELEMENTARY	3,296,237	231,927.08	1,491,008	1,573,302



MEASURE I



TOTAL BOND EXPENDITURE SUMMARY
CAPITAL MODERNIZATION AND TECHNOLOGY ENDOWMENT

ALL SITES (A - Z): THRU 12/31/22

SITE NAME	BOND ALLOCATION	CURRENTLY ENCUMBERED	TOTAL EXPENDITURES	REMAINING BOND ALLOCATION
HORIZON HILLS				
CAPITAL				
MMR 0FCA Facility Condition Assessment - School Dude		-	5,516	
MMR B00S DSA Closeout and Certification		-	17,496	
MMR I00A Modernization General Professional Services		-	18,902	
MMR I09A Asphalt		-	46,878	
MMR I09B Furniture		-	4,260	
MMR I09C Gutter R/R		-	7,450	
MMR I09D Modernization		70,763.33	2,044,994	
SS I09E Fire Alarm System Upgrade		-	63,114	
MMR I09F Renovations & HVAC		-	196,206	
PM 0000 Program Management		-	120,689	
CAPITAL	2,600,000	70,763.33	2,525,506	3,730
TECHNOLOGY	-	-	-	-
TECHNOLOGY	-	-	-	-
HORIZON HILLS	2,600,000	70,763.33	2,525,506	3,730



MEASURE I

TOTAL BOND EXPENDITURE SUMMARY
CAPITAL MODERNIZATION AND TECHNOLOGY ENDOWMENT



ALL SITES (A - Z): THRU 12/31/22

SITE NAME	BOND ALLOCATION	CURRENTLY ENCUMBERED	TOTAL EXPENDITURES	REMAINING BOND ALLOCATION
LADERA STARS ACADEMY				
CAPITAL				
MMR 0FCA Facility Condition Assessment - School Dude		-	5,516	
MMR I00A Modernization General Professional Services		-	20,495	
MMR IKEQ Kitchen Upgrade		-	8,289	
ITNI ITEQ Technology Equipment Upgrades		-	68,576	
ITNI ITIN Technology Infrastructure		-	156,965	
MMR I10A Asphalt		-	169,902	
MMR I10B Flooring		-	32,605	
MMR I10C Electronic Marquee		-	5,000	
MMR I10D Modernization		83,620.00	552,779	
SS I10E Storm / Slope Renovation		-	44,148	
MMR I10F HVAC		-	30,906	
MMR I10G Painting		-	68,319	
MMR I10J Playground Equipment/ADA		34,356.13	377,118	
PM 0000 Program Management		-	92,166	
CAPITAL	2,600,000	117,976.13	1,632,784	849,240
TECHNOLOGY				
A Computers		-	29,339	
B Tablets / Laptops		1,535.02	144,499	
C Audio Visual		-	28,818	
D Printers / Accessories		-	5,194	
E Software		-	-	
F Installation Services		-	23,717	
G Charging Stations		-	7,688	
H Miscellaneous		-	37	
I Electrical Engineering		-	-	
J Gen/Civil Engineering		-	-	
K Robotics		-	-	
L Science Equipment		-	-	
M Accessories		-	2,235	
TECHNOLOGY	599,765	1,535.02	241,527	356,703
LADERA STARS ACADEMY	3,199,765	119,511.15	1,874,311	1,205,942



MEASURE I



TOTAL BOND EXPENDITURE SUMMARY
CAPITAL MODERNIZATION AND TECHNOLOGY ENDOWMENT

ALL SITES (A - Z): THRU 12/31/22

SITE NAME	BOND ALLOCATION	CURRENTLY ENCUMBERED	TOTAL EXPENDITURES	REMAINING BOND ALLOCATION
LANG RANCH ELEMENTARY				
CAPITAL				
MMR 0FCA Facility Condition Assessment - School Dude		-	5,516	
MMR B00S DSA Closeout and Certification		-	10,285	
MMR I00A Modernization General Professional Services		-	20,716	
MMR IKEQ Kitchen Upgrade		-	8,586	
ITNI ITEQ Technology Equipment Upgrades		-	82,032	
ITNI ITIN Technology Infrastructure		-	68,082	
MMR I31A Asphalt		-	46,045	
MMR I31B Flooring		-	17,688	
SS I31C Safety & Security		-	30,929	
MMR I31D Site Improvements		-	52,388	
MMR I31E Playground Equipment/ADA		-	96,229	
MMR I31F Modernization		2,945.00	102,935	
MMR I31J Painting		-	73,161	
PM 0000 Program Management		-	31,433	
CAPITAL	1,300,000	2,945.00	646,024	651,031
TECHNOLOGY				
A Computers		-	145,409	
B Tablets / Laptops		-	229,326	
C Audio Visual		-	93,694	
D Printers / Accessories		-	5,531	
E Software		-	-	
F Installation Services		-	20,701	
G Charging Stations		-	1,806	
H Miscellaneous		-	37	
I Electrical Engineering		-	-	
J Gen/Civil Engineering		-	-	
K Robotics		-	-	
L Science Equipment		-	-	
M Accessories		-	5,666	
TECHNOLOGY	1,260,456	-	502,170	758,286
LANG RANCH ELEMENTARY	2,560,456	2,945.00	1,148,194	1,409,317



MEASURE I

TOTAL BOND EXPENDITURE SUMMARY
CAPITAL MODERNIZATION AND TECHNOLOGY ENDOWMENT



ALL SITES (A - Z): THRU 12/31/22

SITE NAME	BOND ALLOCATION	CURRENTLY ENCUMBERED	TOTAL EXPENDITURES	REMAINING BOND ALLOCATION
LOS CERRITOS MIDDLE				
CAPITAL				
MMR 0FCA Facility Condition Assessment - School Dude		-	5,516	
MMR B00S DSA Closeout and Certification		-	1,188	
MMR I00A Modernization General Professional Services		-	23,019	
MMR IKEQ Kitchen Upgrade		-	179,317	
ITNI ITEQ Technology Equipment Upgrades		-	80,115	
MMR I11A Asphalt		-	10,682	
MMR I11B Flooring		-	79,998	
MMR I11C HVAC - PE Offices		-	23,284	
MMR I11D Locker Room Facilities - Renovation and Upgrade		-	84,711	
MMR I11E Playground Equipment/ADA		-	2,500	
MMR I11F Modernization		126,446.27	2,840,080	
MMR I11G HVAC		-	3,721,946	
SS I11I Safety & Security		-	44,385	
PM 0000 Program Management		-	273,703	
CAPITAL	7,500,000	126,446.27	7,370,444	3,110
TECHNOLOGY				
A Computers		-	125,767	
B Tablets / Laptops		-	405,261	
C Audio Visual		-	76,498	
D Printers / Accessories		-	20,975	
E Software		-	-	
F Installation Services		5,908.88	25,841	
G Charging Stations		-	40,480	
H Miscellaneous		-	-	
I Electrical Engineering		-	-	
J Gen/Civil Engineering		-	-	
K Robotics		-	-	
L Science Equipment		-	-	
M Accessories		-	4,428	
TECHNOLOGY	1,865,513	5,908.88	699,249	1,160,355
LOS CERRITOS MIDDLE	9,365,513	132,355.15	8,069,693	1,163,465



MEASURE I



TOTAL BOND EXPENDITURE SUMMARY
CAPITAL MODERNIZATION AND TECHNOLOGY ENDOWMENT

ALL SITES (A - Z): THRU 12/31/22

SITE NAME	BOND ALLOCATION	CURRENTLY ENCUMBERED	TOTAL EXPENDITURES	REMAINING BOND ALLOCATION
MADRONA ELEMENTARY				
CAPITAL				
MMR OFCA Facility Condition Assessment - School Dude		-	5,516	
MMR B00S DSA Closeout and Certification		-	20,486	
MMR I00A Modernization General Professional Services		-	22,717	
MMR I00B Parking Lot Striping		-	1,859	
MMR IKEQ Kitchen Upgrade		-	18,859	
ITNI ITEQ Technology Equipment Upgrades		-	75,152	
ITNI ITIN Technology Infrastructure		-	261,698	
SS I12A Safety & Security		51,428.57	195,386	
SS I12B Storm Drain Renovation		-	22,322	
MMR I12C Flooring		-	74,287	
MMR I12D Modernization		1,900.00	316,316	
MMR I12E Playground Equipment/ADA		-	451,837	
PM 0000 Program Management		-	49,243	
CAPITAL	2,600,000	53,328.57	1,515,679	1,030,992
TECHNOLOGY				
A Computers		-	33,308	
B Tablets / Laptops		4,480.15	169,129	
C Audio Visual		1,856.06	80,507	
D Printers / Accessories		3,249.68	8,985	
E Software		-	-	
F Installation Services		1,359.80	16,480	
G Charging Stations		-	5,879	
H Miscellaneous		-	142	
I Electrical Engineering		-	-	
J Gen/Civil Engineering		-	-	
K Robotics		2,198.63	-	
L Science Equipment		-	-	
M Accessories		455.81	2,003	
TECHNOLOGY	887,485	13,600.13	316,433	557,452
MADRONA ELEMENTARY	3,487,485	66,928.70	1,832,112	1,588,444




MEASURE I

TOTAL BOND EXPENDITURE SUMMARY
CAPITAL MODERNIZATION AND TECHNOLOGY ENDOWMENT



ALL SITES (A - Z): THRU 12/31/22

SITE NAME	BOND ALLOCATION	CURRENTLY ENCUMBERED	TOTAL EXPENDITURES	REMAINING BOND ALLOCATION
MAPLE ELEMENTARY				
CAPITAL				
MMR 0FCA Facility Condition Assessment - School Dude		-	5,516	
MMR I00A Modernization General Professional Services		-	18,208	
MMR I00B Parking Lot Striping		-	1,259	
MMR IKEQ Kitchen Upgrade		-	15,077	
ITNI ITEQ Technology Equipment Upgrades		-	67,673	
ITNI ITIN Technology Infrastructure		-	107,999	
SS I14A Safety & Security		3,328.57	80,695	
MMR I14C Modernization		96,118.58	555,119	
MMR I14D Flooring		-	17,486	
MMR I14F Playground Equipment/ADA		-	507,289	
PM 0000 Program Management		-	84,084	
CAPITAL	2,600,000	99,447.15	1,460,405	1,040,148
TECHNOLOGY				
A Computers		-	58,572	
B Tablets / Laptops		-	112,862	
C Audio Visual		-	29,531	
D Printers / Accessories		-	2,384	
E Software		-	-	
F Installation Services		-	6,924	
G Charging Stations		-	10,101	
H Miscellaneous		-	314	
I Electrical Engineering		-	-	
J Gen/Civil Engineering		-	-	
K Robotics		-	-	
L Science Equipment		-	-	
M Accessories		-	2,191	
TECHNOLOGY	633,524	-	222,879	410,645
MAPLE ELEMENTARY	3,233,524	99,447.15	1,683,285	1,450,792



MEASURE I

TOTAL BOND EXPENDITURE SUMMARY
CAPITAL MODERNIZATION AND TECHNOLOGY ENDOWMENT



ALL SITES (A - Z): THRU 12/31/22

SITE NAME	BOND ALLOCATION	CURRENTLY ENCUMBERED	TOTAL EXPENDITURES	REMAINING BOND ALLOCATION
MEADOWS SITE				
CAPITAL				
MMR 0FCA Facility Condition Assessment - School Dude		-	5,516	
MMR I00A Modernization General Professional Services		-	18,208	
MMR I00B Parking Lot Striping		-	759	
MMR IKEQ Kitchen Upgrade		-	8,844	
MMR I15A Roofing		-	876,843	
MMR I15B Asphalt		-	46,439	
MMR I15C Modernization		-	43,234	
SS I15D Safety & Security		-	12,640	
SS I15E Mold Remediation		-	17,321	
PM 0000 Program Management		-	103,538	
CAPITAL	1,300,000	-	1,133,342	166,658
TECHNOLOGY	-	-	-	-
TECHNOLOGY	-	-	-	-
MEADOWS SITE	1,300,000	-	1,133,342	166,658



MEASURE I



TOTAL BOND EXPENDITURE SUMMARY
CAPITAL MODERNIZATION AND TECHNOLOGY ENDOWMENT

ALL SITES (A - Z): THRU 12/31/22

SITE NAME	BOND ALLOCATION	CURRENTLY ENCUMBERED	TOTAL EXPENDITURES	REMAINING BOND ALLOCATION	
NEWBURY PARK HIGH					
CAPITAL					
MMR 0CEJ	Energy Prop 39	-	108,703		
MMR 0FCA	Facility Condition Assessment - School Dude	-	5,516		
MMR B00S	DSA Closeout and Certification	-	7,089		
MMR I00A	Modernization General Professional Services	-	18,208		
MMR I00B	Parking Lot Striping	-	3,559		
MMR IKEQ	Kitchen Upgrade	-	54,827		
ITNI ITEQ	Technology Equipment Upgrades	-	164,116		
ITNI ITIN	Technology Infrastructure	-	4,139		
MMR 056E	Energy Lighting Retrofit	-	80,318		
MMR I16A	Flooring	-	73,700		
MMR I16B	Roofing	-	474,283		
MMR I16C	F Wing Renovations	-	35,670		
MMR I16D	Locker Room Facilities - Renovation and Upgrade	-	70,956		
MMR I16E	Asphalt	-	95,616		
MMR I16F	Pool Renovations	-	1,929,073		
MMR I16G	Exterior Lockers	-	7,136		
MMR I16H	Modernization	-	38,695		
MMR I16I	Flooring DUPLICATE: USE I16A	-	1,258		
MMR I16J	Athletic Facilities Upgrade	-	1,271,923		
SS I16K	Fire Hydrant/Regulator Replacement	-	15,859		
MMR I16L	HVAC	-	1,468,773		
SS I16M	Safety & Security	-	156,571		
MMR I16O	Painting	-	318,628		
SMCL I16P	New STEM Building	204,932.11	835,176		
PM 0000	Program Management	-	352,822		
CAPITAL		18,500,000	204,932.11	7,592,613	10,702,455



MEASURE I

**TOTAL BOND EXPENDITURE SUMMARY
CAPITAL MODERNIZATION AND TECHNOLOGY ENDOWMENT**



ALL SITES (A - Z): THRU 12/31/22

SITE NAME	BOND ALLOCATION	CURRENTLY ENCUMBERED	TOTAL EXPENDITURES	REMAINING BOND ALLOCATION
TECHNOLOGY				
A Computers		-	466,088	
B Tablets / Laptops		4,605.07	1,053,308	
C Audio Visual		-	137,458	
D Printers / Accessories		-	46,275	
E Software		-	-	
F Installation Services		17,500.00	7,856	
G Charging Stations		-	109,781	
H Miscellaneous		-	1,330	
I Electrical Engineering		-	-	
J Gen/Civil Engineering		-	-	
K Robotics		-	-	
L Science Equipment		-	-	
M Accessories		-	15,366	
TECHNOLOGY	4,918,058	22,105.07	1,837,462	3,058,491
NEWBURY PARK HIGH	23,418,058	227,037.18	9,430,075	13,760,946



MEASURE I

TOTAL BOND EXPENDITURE SUMMARY
CAPITAL MODERNIZATION AND TECHNOLOGY ENDOWMENT



ALL SITES (A - Z): THRU 12/31/22

SITE NAME	BOND ALLOCATION	CURRENTLY ENCUMBERED	TOTAL EXPENDITURES	REMAINING BOND ALLOCATION
PARK OAKS SITE				
CAPITAL				
MMR 0FCA Facility Condition Assessment - School Dude		-	5,516	
MMR B00S DSA Closeout and Certification		-	827	
MMR I00A Modernization General Professional Services		-	18,208	
MMR I00B Parking Lot Striping		-	709	
MMR IKEQ Kitchen Upgrade		-	320,897	
MMR I17A Flooring		-	5,604	
MMR I17B Asphalt		-	845	
MMR I17C Modernization		23,950.00	19,938	
MMR I17E Kitchen Modernization		-	69,110	
PM 0000 Program Management		-	21,100	
CAPITAL	1,300,000	23,950.00	462,753	813,297
TECHNOLOGY	-	-	-	-
TECHNOLOGY	-	-	-	-
PARK OAKS SITE	1,300,000	23,950.00	462,753	813,297



MEASURE I



TOTAL BOND EXPENDITURE SUMMARY
CAPITAL MODERNIZATION AND TECHNOLOGY ENDOWMENT

ALL SITES (A - Z): THRU 12/31/22

SITE NAME	BOND ALLOCATION	CURRENTLY ENCUMBERED	TOTAL EXPENDITURES	REMAINING BOND ALLOCATION
REDWOOD MIDDLE				
CAPITAL				
ITNI ITEQ Technology Equipment Upgrades		-	80,115	
MMR OFCA Facility Condition Assessment - School Dude		-	5,516	
MMR B00S DSA Closeout and Certification		-	45,599	
MMR I00A Modernization General Professional Services		-	24,696	
MMR I00B Parking Lot Striping		-	1,759	
MMR IKEQ Kitchen Upgrade		-	88,410	
MMR I18A HVAC - PE Offices		-	23,034	
MMR I18B Flooring		-	45,607	
MMR I18C HVAC		-	886,076	
MMR I18D Locker Room Facilities - Renovation and Upgrade		-	87,032	
MMR I18E Asphalt		-	51,287	
MMR I18F Modernization		186,236.73	597,325	
MMR I18G Exterior Lockers		-	98,623	
SMCL I18H New STEAM Bldg		-	500,058	
SS I18I Safety & Security		-	84,371	
PM 0000 Program Management		-	138,531	
CAPITAL	7,500,000	186,236.73	2,758,039	4,555,724
TECHNOLOGY				
A Computers		-	125,498	
B Tablets / Laptops		1,535.02	294,713	
C Audio Visual		-	128,217	
D Printers / Accessories		-	9,789	
E Software		-	-	
F Installation Services		-	27,915	
G Charging Stations		-	44,771	
H Miscellaneous		-	79	
I Electrical Engineering		-	-	
J Gen/Civil Engineering		-	-	
K Robotics		-	-	
L Science Equipment		-	-	
M Accessories		-	1,755	
TECHNOLOGY	1,769,826	1,535.02	632,738	1,135,553
REDWOOD MIDDLE	9,269,826	187,771.75	3,390,777	5,691,277



MEASURE I

TOTAL BOND EXPENDITURE SUMMARY
CAPITAL MODERNIZATION AND TECHNOLOGY ENDOWMENT



ALL SITES (A - Z): THRU 12/31/22

SITE NAME	BOND ALLOCATION	CURRENTLY ENCUMBERED	TOTAL EXPENDITURES	REMAINING BOND ALLOCATION
SEQUOIA MIDDLE				
CAPITAL				
MMR OCEJ Energy Prop 39		-	39,698	
MMR OFCA Facility Condition Assessment - School Dude		-	5,516	
MMR B00S DSA Closeout and Certification		-	1,800	
MMR I00A Modernization General Professional Services		-	19,358	
MMR I00B Parking Lot Striping		-	2,159	
MMR IKEQ Kitchen Upgrade		-	107,032	
ITNI ITEQ Technology Equipment Upgrades		-	78,935	
SS I19A Safety & Security		-	289,533	
MMR I19B Flooring		-	71,688	
MMR I19C HVAC		-	272,637	
MMR I19D Locker Room Facilities - Renovation and Upgrade		-	90,347	
MMR I19E Locker Replacement		-	139,797	
MMR I19F Modernization		846,239.19	4,337,319	
MMR I19G Roofing		-	586,004	
PM 0000 Program Management		-	305,139	
CAPITAL	7,500,000	846,239.19	6,346,962	306,799
TECHNOLOGY				
A Computers		-	165,544	
B Tablets / Laptops		1,535.02	436,733	
C Audio Visual		-	97,470	
D Printers / Accessories		-	16,054	
E Software		-	900	
F Installation Services		4,900.00	23,392	
G Charging Stations		-	37,137	
H Miscellaneous		-	146	
I Electrical Engineering		-	-	
J Gen/Civil Engineering		-	-	
K Robotics		-	-	
L Science Equipment		-	3,670	
M Accessories		-	2,295	
TECHNOLOGY	2,233,036	6,435.02	783,341	1,443,260
SEQUOIA MIDDLE	9,733,036	852,674.21	7,130,304	1,750,058



MEASURE I



TOTAL BOND EXPENDITURE SUMMARY
CAPITAL MODERNIZATION AND TECHNOLOGY ENDOWMENT

ALL SITES (A - Z): THRU 12/31/22

SITE NAME	BOND ALLOCATION	CURRENTLY ENCUMBERED	TOTAL EXPENDITURES	REMAINING BOND ALLOCATION
SPECIAL EDUCATION				
CAPITAL	-	-	-	-
CAPITAL	-	-	-	-
TECHNOLOGY				
A Computers		-	15,671	
B Tablets / Laptops		-	5,263	
C Audio Visual		-	31,000	
D Printers / Accessories		-	2,377	
E Software		-	96	
F Installation Services		-	6,173	
G Charging Stations		-	-	
H Miscellaneous		-	302	
I Electrical Engineering		-	-	
J Gen/Civil Engineering		-	-	
K Robotics		-	-	
L Science Equipment		-	-	
M Accessories		-	-	
TECHNOLOGY	61,371	-	60,881	490
SPECIAL EDUCATION	61,371	-	60,881	490




MEASURE I

TOTAL BOND EXPENDITURE SUMMARY
CAPITAL MODERNIZATION AND TECHNOLOGY ENDOWMENT



ALL SITES (A - Z): THRU 12/31/22

SITE NAME	BOND ALLOCATION	CURRENTLY ENCUMBERED	TOTAL EXPENDITURES	REMAINING BOND ALLOCATION
SYCAMORE CANYON				
CAPITAL				
MMR 0FCA Facility Condition Assessment - School Dude		-	5,516	
MMR B00S DSA Closeout and Certification		-	142,178	
MMR I00A Modernization General Professional Services		-	22,616	
MMR I00B Parking Lot Striping		-	2,259	
MMR IKEQ Kitchen Upgrade		-	5,787	
ITNI ITEQ Technology Equipment Upgrades		-	119,844	
ITNI ITIN Technology Infrastructure		-	186,855	
MMR I32A Locker Room Facilities - Renovation and Upgrade		-	37,213	
MMR I32B Roofing		-	176,857	
MMR I32C Modernization		95,597.00	113,467	
MMR I32D Flooring		-	55,678	
SS I32E Safety & Security		1,428.57	60,749	
PM 0000 Program Management		-	48,708	
CAPITAL	1,300,000	97,025.57	977,728	225,246
TECHNOLOGY				
A Computers		2,911.84	54,813	
B Tablets / Laptops		2,734.86	742,579	
C Audio Visual		-	48,000	
D Printers / Accessories		-	35,074	
E Software		-	-	
F Installation Services		700.00	154	
G Charging Stations		-	33,673	
H Miscellaneous		-	-	
I Electrical Engineering		-	-	
J Gen/Civil Engineering		-	-	
K Robotics		-	-	
L Science Equipment		-	-	
M Accessories		-	2,657	
TECHNOLOGY	2,403,063	6,346.70	916,950	1,479,766
SYCAMORE CANYON	3,703,063	103,372.27	1,894,678	1,705,013



MEASURE I



TOTAL BOND EXPENDITURE SUMMARY
CAPITAL MODERNIZATION AND TECHNOLOGY ENDOWMENT

ALL SITES (A - Z): THRU 12/31/22

SITE NAME	BOND ALLOCATION	CURRENTLY ENCUMBERED	TOTAL EXPENDITURES	REMAINING BOND ALLOCATION
THOUSAND OAKS HIGH				
CAPITAL				
ITNI ITEQ Technology Equipment Upgrades		-	171,720	
ITNI ITIN Technology Infrastructure		-	4,647	
MMR 056E Energy Lighting Retrofit		-	137,513	
MMR 0FCA Facility Condition Assessment - School Dude		-	5,516	
MMR B00S DSA Closeout and Certification		-	10,738	
MMR I00B Parking Lot Striping		-	4,259	
MMR I20A,I20E Flooring		-	136,503	
MMR I20B Lockers		-	153,711	
MMR I20C,I20C Roofing		-	1,628,443	
MMR I20F HVAC		-	8,393,198	
MMR I20G Exterior Metal Barrier		-	14,975	
MMR I20J Locker Room Facilities - Renovation and Upgrade		-	65,022	
MMR I20K Field House Repair & Renovation		-	87,042	
MMR I20L Pool Renovations		-	164,663	
MMR I20M,I00 Modernization		68,337.88	699,258	
MMR I20S Concrete		-	33,900	
MMR I20T Library Renovation		-	2,226,013	
MMR I20V Athletic Facilities Upgrade		-	15,428	
MMR I20Y Science Lab Modernization		805,232.00	806,090	
MMR IKEQ Kitchen Upgrade		-	55,720	
SS I20H Bus Barn NW Corner		-	170,047	
SS I20N Fire Alarm System		-	7,376	
SS I20P,I20L Safety & Security		-	242,598	
PM 0000 Program Management		-	663,978	
CAPITAL	18,500,000	873,569.88	15,898,358	1,728,072
TECHNOLOGY				
A Computers		-	483,139	
B Tablets / Laptops		-	788,357	
C Audio Visual		1,668.36	193,506	
D Printers / Accessories		-	30,469	
E Software		-	7,500	
F Installation Services		664.35	31,047	
G Charging Stations		-	60,714	
H Miscellaneous		-	4,817	
I Electrical Engineering		-	-	
J Gen/Civil Engineering		-	-	
K Robotics		-	-	
L Science Equipment		-	-	
M Accessories		-	21,038	
TECHNOLOGY	4,504,367	2,332.71	1,620,586	2,881,448
THOUSAND OAKS HIGH	23,004,367	875,902.59	17,518,944	4,609,521



MEASURE I



TOTAL BOND EXPENDITURE SUMMARY
CAPITAL MODERNIZATION AND TECHNOLOGY ENDOWMENT

ALL SITES (A - Z): THRU 12/31/22

SITE NAME	BOND ALLOCATION	CURRENTLY ENCUMBERED	TOTAL EXPENDITURES	REMAINING BOND ALLOCATION
TRIUNFO SITE				
CAPITAL				
MMR 0FCA Facility Condition Assessment - School Dude		-	5,516	
MMR I00A Modernization General Professional Services		-	22,132	
MMR I21A Flooring		-	28,091	
MMR I21B Playground Equipment/ADA		-	30,023	
MMR I21C Asphalt		-	210,423	
MMR I21D Modernization		-	5,401	
MMR I21E HVAC		-	23,691	
SS I21G Safety & Security		-	19,859	
PM 0000 Program Management		-	22,645	
CAPITAL	2,500,000	-	367,782	2,132,218
TECHNOLOGY	-	-	-	-
TECHNOLOGY	-	-	-	-
TRIUNFO SITE	2,500,000	-	367,782	2,132,218



MEASURE I

TOTAL BOND EXPENDITURE SUMMARY
CAPITAL MODERNIZATION AND TECHNOLOGY ENDOWMENT



ALL SITES (A - Z): THRU 12/31/22

SITE NAME	BOND ALLOCATION	CURRENTLY ENCUMBERED	TOTAL EXPENDITURES	REMAINING BOND ALLOCATION
UNIVERSITY EARLY CHILDHOOD CENTER				
CAPITAL				
MMR 0FCA Facility Condition Assessment - School Dude		-	5,516	
MMR B00S DSA Closeout and Certification		-	41,013	
MMR I00A Modernization General Professional Services		-	18,208	
MMR I00B Parking Lot Striping		-	1,859	
SS I22A Safety & Security		3,328.59	5,700	
MMR I22B Asphalt		-	10,335	
MMR I22C Furniture		-	9,591	
MMR I22D Modernization		23,706.27	270,149	
MMR I22E Playground Equipment/ADA		-	272,654	
PM 0000 Program Management		-	28,247	
CAPITAL	1,600,000	27,034.86	663,272	909,693
TECHNOLOGY		-	-	-
TECHNOLOGY		-	-	-
UNIVERSITY EARLY CHILDHOOD CENTER	1,600,000	27,034.86	663,272	909,693



MEASURE I



TOTAL BOND EXPENDITURE SUMMARY
CAPITAL MODERNIZATION AND TECHNOLOGY ENDOWMENT

ALL SITES (A - Z): THRU 12/31/22

SITE NAME	BOND ALLOCATION	CURRENTLY ENCUMBERED	TOTAL EXPENDITURES	REMAINING BOND ALLOCATION
WALNUT ELEMENTARY				
CAPITAL				
MMR 0FCA Facility Condition Assessment - School Dude		-	5,516	
MMR B00S DSA Closeout and Certification		-	15,646	
MMR I00A Modernization General Professional Services		-	18,208	
MMR I00B Parking Lot Striping		-	1,059	
MMR IKEQ Kitchen Upgrade		-	23,261	
ITNI ITEQ Technology Equipment Upgrades		-	63,414	
ITNI ITIN Technology Infrastructure		-	70,628	
MMR I23A Electronic Marquee		-	5,000	
MMR I23B Playground Equipment/ADA		-	296,595	
MMR I23C Flooring		-	5,150	
MMR I23D Asphalt		-	43,090	
MMR I23E Siding R&R		-	6,925	
MMR I23F Modernization		4,161.00	612,007	
SS I23H Safety & Security		4,338.57	14,596	
PM 0000 Program Management		-	71,859	
CAPITAL	2,600,000	8,499.57	1,252,954	1,338,546
TECHNOLOGY				
A Computers		-	44,417	
B Tablets / Laptops		-	90,073	
C Audio Visual		-	78,471	
D Printers / Accessories		-	13,240	
E Software		-	-	
F Installation Services		-	14,383	
G Charging Stations		-	4,663	
H Miscellaneous		-	37	
I Electrical Engineering		-	-	
J Gen/Civil Engineering		-	-	
K Robotics		-	-	
L Science Equipment		-	-	
M Accessories		-	468	
TECHNOLOGY	680,037	-	245,752	434,285
WALNUT ELEMENTARY	3,280,037	8,499.57	1,498,707	1,772,831



MEASURE I



TOTAL BOND EXPENDITURE SUMMARY
CAPITAL MODERNIZATION AND TECHNOLOGY ENDOWMENT

ALL SITES (A - Z): THRU 12/31/22

SITE NAME	BOND ALLOCATION	CURRENTLY ENCUMBERED	TOTAL EXPENDITURES	REMAINING BOND ALLOCATION
WAVERLY - CONEJO VALLEY ADULT ED				
CAPITAL				
MMR 0FCA Facility Condition Assessment - School Dude		-	5,516	
MMR I00A Modernization General Professional Services		-	18,208	
MMR I00B Parking Lot Striping		-	1,859	
MMR I33C,I00C Furniture		-	12,222	
MMR I33D,I00D Computer Lab		-	30,927	
MMR I33E,I00E Asphalt		-	9,770	
MMR I33F,I00F Modernization		-	98,343	
MMR I33H,I00H Sewer System Rehab		-	39,766	
SS I33I,I00I Fire Alarm System Upgrade		-	36,338	
SS I33J Safety & Security		-	6,106	
MMR I33K Plumbing / Irrigation		27,287.77	141,695	
PM 0000 Program Management		-	8,804	
CAPITAL	2,600,000	27,287.77	409,554	2,163,159
TECHNOLOGY	-	-	-	-
TECHNOLOGY	-	-	-	-
WAVERLY - CONEJO VALLEY ADULT ED	2,600,000	27,287.77	409,554	2,163,159



MEASURE I



TOTAL BOND EXPENDITURE SUMMARY
CAPITAL MODERNIZATION AND TECHNOLOGY ENDOWMENT

ALL SITES (A - Z): THRU 12/31/22

SITE NAME	BOND ALLOCATION	CURRENTLY ENCUMBERED	TOTAL EXPENDITURES	REMAINING BOND ALLOCATION
WEATHERSFIELD ELEMENTARY				
CAPITAL				
MMR 0FCA Facility Condition Assessment - School Dude		-	5,516	
MMR B00S DSA Closeout and Certification		-	17,060	
MMR I00A Modernization General Professional Services		-	18,208	
MMR I00B Parking Lot Striping		-	2,419	
MMR IKEQ Kitchen Upgrade		-	4,167	
ITNI ITEQ Technology Equipment Upgrades		-	54,455	
ITNI ITIN Technology Infrastructure		-	89,286	
MMR I25A Asphalt		-	17,602	
SS I25B Building Assessment		-	12,928	
SS I25C Safety & Security		3,328.57	5,823	
MMR I25D Flooring		-	21,168	
MMR I25E Modernization		25,103.00	933,424	
MMR I25F HVAC		-	87,605	
MMR I25H Roofing		-	41,159	
MMR I25J Playground		176,015.87		
PM 0000 Program Management		-	84,418	
CAPITAL	2,600,000	204,447.44	1,395,237	1,000,316
TECHNOLOGY				
A Computers		-	52,841	
B Tablets / Laptops		-	145,616	
C Audio Visual		-	48,203	
D Printers / Accessories		-	1,575	
E Software		-	358	
F Installation Services		-	7,396	
G Charging Stations		-	14,230	
H Miscellaneous		-	-	
I Electrical Engineering		-	-	
J Gen/Civil Engineering		-	-	
K Robotics		-	-	
L Science Equipment		-	-	
M Accessories		-	-	
TECHNOLOGY	701,150	-	270,219	430,931
WEATHERSFIELD ELEMENTARY	3,301,150	204,447.44	1,665,456	1,431,247



MEASURE I



TOTAL BOND EXPENDITURE SUMMARY
CAPITAL MODERNIZATION AND TECHNOLOGY ENDOWMENT

ALL SITES (A - Z): THRU 12/31/22

SITE NAME	BOND ALLOCATION	CURRENTLY ENCUMBERED	TOTAL EXPENDITURES	REMAINING BOND ALLOCATION
WESTLAKE ELEMENTARY				
CAPITAL				
MMR 0FCA Facility Condition Assessment - School Dude		-	5,516	
MMR B00S DSA Closeout and Certification		-	150	
MMR I00A Modernization General Professional Services		-	18,408	
MMR IKEQ Kitchen Upgrade		-	768	
ITNI ITEQ Technology Equipment Upgrades		-	59,953	
ITNI ITIN Technology Infrastructure		-	210,889	
MMR I26A Concrete		-	12,500	
SS I26B Safety & Security		3,328.57	28,671	
MMR I26C Asphalt		-	13,688	
MMR I26D Flooring		-	18,594	
MMR I26E Modernization		80,997.24	223,164	
MMR I26F Café Tables		-	29,660	
MMR I26G HVAC		-	243,305	
MMR I26H Painting		-	53,250	
MMR I26J Playground Equipment/ADA		217,369.34	-	
PM 0000 Program Management		-	47,412	
CAPITAL	2,600,000	301,695.15	965,929	1,332,376
TECHNOLOGY				
A Computers		-	30,652	
B Tablets / Laptops		2,302.54	301,284	
C Audio Visual		-	25,197	
D Printers / Accessories		-	2,976	
E Software		-	-	
F Installation Services		-	4,879	
G Charging Stations		-	25,916	
H Miscellaneous		-	-	
I Electrical Engineering		-	-	
J Gen/Civil Engineering		-	-	
K Robotics		-	6,846	
L Science Equipment		-	4,022	
M Accessories		-	2,743	
TECHNOLOGY	1,079,586	2,302.54	404,515	672,768
WESTLAKE ELEMENTARY	3,679,586	303,997.69	1,370,444	2,005,144




MEASURE I



TOTAL BOND EXPENDITURE SUMMARY
CAPITAL MODERNIZATION AND TECHNOLOGY ENDOWMENT

ALL SITES (A - Z): THRU 12/31/22

SITE NAME	BOND ALLOCATION	CURRENTLY ENCUMBERED	TOTAL EXPENDITURES	REMAINING BOND ALLOCATION
WESTLAKE HIGH				
CAPITAL				
MMR 0CEJ	Energy Prop 39	-	49,666	
MMR 0FCA	Facility Condition Assessment - School Dude	-	5,516	
MMR B00S	DSA Closeout and Certification	-	82,250	
MMR I00A	Modernization General Professional Services	-	25,591	
MMR I00B	Parking Lot Striping	-	59	
MMR IKEQ	Kitchen Upgrade	-	46,188	
ITNI ITEQ	Technology Equipment Upgrades	-	132,344	
ITNI ITIN	Technology Infrastructure	-	3,926	
MMR I27A	Flooring	-	145,377	
MMR I27B	Roofing - Gym	-	489,854	
MMR I27C	Roofing - All Other Bldgs	-	309,933	
MMR I27D	HVAC	-	1,062,568	
SS I27E	Slope Stabilization	-	69,963	
SS I27F	Site Assessment	-	3,308	
MMR I27G	Waterproofing	-	4,683	
MMR I27H	Asphalt	-	65,359	
MMR I27J	Locker Room Facilities - Renovation and Upgrade	-	53,887	
MMR I27K	Athletic Facilities Upgrade	-	172,392	
MMR I27L	Kiln Room Renovation	-	8,248	
SS I27M	Storm Drain Renovation	-	24,950	
MMR I27N	Visitor Locker Room	-	11,577	
SS I27P	Safety & Security	-	113,699	
MMR I27Q	Protective Netting	-	39,800	
MMR I27R	Bridge Resurfacing & Rehab	-	61,881	
MMR I27S	Gym Bleacher Renovation	-	71,929	
MMR I27T	Modernization	-	89,165	
MMR I27U	Painting	-	34,030	
MMR I27V	Pool Renovations	-	169,542	
SMCL I27W	New STEM Bldg	-	15,151,685	
PM 0000	Program Management	-	862,425	
CAPITAL		15,367,782	-	19,361,793
				(3,994,011)



MEASURE I

**TOTAL BOND EXPENDITURE SUMMARY
CAPITAL MODERNIZATION AND TECHNOLOGY ENDOWMENT**



ALL SITES (A - Z): THRU 12/31/22

SITE NAME	BOND ALLOCATION	CURRENTLY ENCUMBERED	TOTAL EXPENDITURES	REMAINING BOND ALLOCATION
TECHNOLOGY				
A Computers		-	689,247	
B Tablets / Laptops		8,827.00	579,906	
C Audio Visual		-	191,411	
D Printers / Accessories		-	31,899	
E Software		-	8,602	
F Installation Services		150.15	59,329	
G Charging Stations		-	68,729	
H Miscellaneous		-	20,034	
I Electrical Engineering		-	6,643	
J Gen/Civil Engineering		-	3,387	
K Robotics		-	10,151	
L Science Equipment		-	30,629	
M Accessories		-	14,779	
TECHNOLOGY	4,576,709	8,977.15	1,714,746	2,852,986
WESTLAKE HIGH	19,944,491	8,977.15	21,076,539	(1,141,025)



MEASURE I

TOTAL BOND EXPENDITURE SUMMARY
CAPITAL MODERNIZATION AND TECHNOLOGY ENDOWMENT



ALL SITES (A - Z): THRU 12/31/22

SITE NAME	BOND ALLOCATION	CURRENTLY ENCUMBERED	TOTAL EXPENDITURES	REMAINING BOND ALLOCATION
WESTLAKE HILLS ELEMENTARY				
CAPITAL				
MMR 0FCA Facility Condition Assessment - School Dude		-	5,516	
MMR B00S DSA Closeout and Certification		-	332	
MMR I00A Modernization General Professional Services		-	18,908	
MMR I00B Parking Lot Striping		-	1,559	
MMR IKEQ Kitchen Upgrade		-	21,924	
ITNI ITEQ Technology Equipment Upgrades		-	70,138	
ITNI ITIN Technology Infrastructure		-	183,459	
MMR I28A Asphalt		-	27,110	
MMR I28B Flooring		-	32,650	
MMR I28C Exterior Siding		-	5,148	
MMR I28D Modernization		61,367.50	765,941	
MMR I28E Playground Equipment/ADA		94,551.61	139,992	
SS I28F Safety & Security		-	60,507	
PM 0000 Program Management		-	78,506	
CAPITAL	2,600,000	155,919.11	1,411,690	1,032,390
TECHNOLOGY				
A Computers		-	14,917	
B Tablets / Laptops		-	270,600	
C Audio Visual		3,539.23	38,666	
D Printers / Accessories		-	3,625	
E Software		-	-	
F Installation Services		1,400.00	16,062	
G Charging Stations		-	16,935	
H Miscellaneous		-	-	
I Electrical Engineering		-	-	
J Gen/Civil Engineering		-	-	
K Robotics		-	-	
L Science Equipment		-	-	
M Accessories		-	198	
TECHNOLOGY	967,268	4,939.23	361,003	601,326
WESTLAKE HILLS ELEMENTARY	3,567,268	160,858.34	1,772,694	1,633,716



MEASURE I



TOTAL BOND EXPENDITURE SUMMARY
CAPITAL MODERNIZATION AND TECHNOLOGY ENDOWMENT

ALL SITES (A - Z): THRU 12/31/22

SITE NAME	BOND ALLOCATION	CURRENTLY ENCUMBERED	TOTAL EXPENDITURES	REMAINING BOND ALLOCATION
WILDWOOD ELEMENTARY				
CAPITAL				
MMR OCEJ Energy Prop 39		-	44,867	
MMR OFCA Facility Condition Assessment - School Dude		-	5,516	
MMR B00S DSA Closeout and Certification		-	4,674	
MMR I00A Modernization General Professional Services		-	28,964	
MMR I00B Parking Lot Striping		-	709	
MMR IKEQ Kitchen Upgrade		-	52,982	
ITNI ITEQ Technology Equipment Upgrades		-	49,311	
ITNI ITIN Technology Infrastructure			214,394	
MMR I29A Asphalt		-	11,439	
MMR I29B Flooring		-	19,595	
MMR I29C Modernization		-	435,900	
MMR I29D Library Renovation		8,365.00	160,000	
MMR I29E HVAC		-	172,703	
MMR I29F Safety & Security		3,328.57	492,105	
PM 0000 Program Management		-	69,695	
CAPITAL	2,600,000	11,693.57	1,762,854	825,453
TECHNOLOGY				
A Computers		-	97,596	
B Tablets / Laptops		-	146,095	
C Audio Visual		-	39,544	
D Printers / Accessories		-	6,644	
E Software		-	-	
F Installation Services		700.00	6,133	
G Charging Stations		-	17,620	
H Miscellaneous		-	180	
I Electrical Engineering		-	-	
J Gen/Civil Engineering		-	-	
K Robotics		-	-	
L Science Equipment		-	-	
M Accessories		-	2,701	
TECHNOLOGY	814,569	700.00	316,513	497,356
WILDWOOD ELEMENTARY	3,414,569	12,393.57	2,079,366	1,322,809




MEASURE I



TOTAL BOND EXPENDITURE SUMMARY
CAPITAL MODERNIZATION AND TECHNOLOGY ENDOWMENT

ALL SITES (A - Z): THRU 12/31/22

SITE NAME	BOND ALLOCATION	CURRENTLY ENCUMBERED	TOTAL EXPENDITURES	REMAINING BOND ALLOCATION
PM 0000 Technology Services	2,000,000	385,302.49	882,263	
TECHNOLOGY SERVICES	2,000,000	385,302.49	882,263	732,435
PROGRAM MANAGEMENT				
CAPITAL				
PM 0000 Program Mgmt - Executive Director, FMnO		-	34,144	
PM 0000 Program Mgmt - Director, Planning		-	302,644	
PM 0000 Program Mgmt - Director, Purchasing		-	22,966	
PM 0000 Program Mgmt - Administrative Assistant		-	500,343	
PM 0000 Program Mgmt - Planning Specialist		-	220,931	
PM 0000 Program Mgmt - Project Manager		-	1,988,623	
PM 0000 Program Mgmt - Construction Supervisor		-	877,607	
PM 0000 Measure I - General		-	201,085	
PM 0000 Fiscal Services - Accounts Payable		-	-	
PM 0000 Fiscal Services - Accounting		17,720.71	4,628	
CAPITAL	-	17,720.71	4,152,971	
TECHNOLOGY				
PM 0000 Program Mgmt - Director, Technology		-	266,297	
PM 0000 Program Mgmt - Director, Purchasing		-	11,483	
PM 0000 Program Mgmt - Field Supervisor		-	75,532	
PM 0000 Program Mgmt - Administrative Assistant		-	254,266	
PM 0000 Program Mgmt - Senior Systems Engineer		-	57,746	
PM 0000 Program Mgmt - Network Engineer		-	204,780	
PM 0000 Program Mgmt - Systems Administrator		-	78,387	
PM 0000 Program Mgmt - Systems Analysts		-	184,968	
PM 0000 Program Mgmt - Systems Technicians		-	53,009	
PM 0000 Program Mgmt - Information Systems Data Analyst		-	3,800	
PM 0000 Program Mgmt - Site Technicians I		-	2,448,339	
PM 0000 Program Mgmt - Site Technicians II		-	591,822	
PM 0000 Program Mgmt - Web Content Specialist		-	1,619	
PM 0000 Measure I - General		3,078.00	187,141	
PM 0000 Fiscal Services - Accounts Payable		-	-	
PM 0000 Fiscal Services - Accounting		-	-	
TECHNOLOGY	10,962,676	3,078.00	4,419,189	6,540,409
PROGRAM MANAGEMENT	10,962,676	20,798.71	8,572,160	2,369,717
CON 0000 Complete Capital Contingency	7,000,000	-	-	
CON 116P Newbury Park High School STEM Building	(1,000,000)	-	-	
CON 120M Thousand Oaks High School Science Labs	(1,000,000)	-	-	
CON 127W Westlake High School STEM Building	(1,861,793)	-	-	
CON - Triunfo Site Allocation 22/23	2,132,218	-	-	
CAPITAL CONTINGENCY	5,270,426	-	-	5,270,426
TOTAL CAPITAL	144,138,207	4,191,724.60	92,065,831	47,880,652
TOTAL TECHNOLOGY	51,000,000	478,774.17	19,437,034	31,084,191
TOTAL MEASURE I BOND	195,138,207	4,670,498.77	111,502,865	78,964,843



Planning & Facilities Department